

# TEN SIMPLE TIPS

## SAVING ENERGY AND MONEY IN HOMES

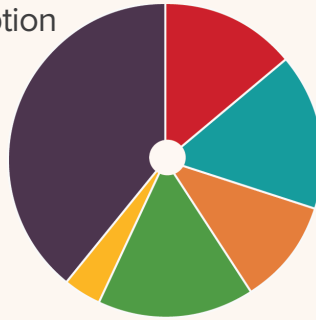


# TEN SIMPLE TIPS FOR SAVING ENERGY AND MONEY IN HOMES

## Where does my money go?

### Annual Residential Electricity Consumption by Major End Use

Heating and cooling (air conditioning) represent the largest standalone electricity users in our homes, but the growing number of devices that plug in are making a sizable impact, as seen in the Other/Electronics category. Below are 10 simple tips that can help you save energy while also improving your comfort.



- Heating 14%
- Cooling 16%
- Water Heating 11%
- Appliances 16%
- Lighting 4%
- Other/Electronics 39%

[www.eia.gov](http://www.eia.gov) (2022)

### UNPLUG UNUSED APPLIANCES

Do you really need that second refrigerator or freezer? A second refrigerator can cost \$60 to \$200 per year to run, and a second freezer typically costs \$50 to \$175 per year.



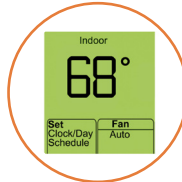
### PROGRAM YOUR THERMOSTAT

Set your thermostat to the coolest temperature in the winter and the warmest temperature in the summer that keeps you comfortable — the smaller the gap between your thermostat setpoint and the outdoor temperature, the more you'll save. You may also benefit from a programmable or smart thermostat if your ducts have been sealed. If you have a heat pump, consult with an HVAC contractor to confirm that an outdoor thermostat is wired to the unit to help save more money during the heating season.



### SET YOUR HVAC FAN TO "AUTO"

Putting your thermostat fan setting on "auto" rather than "on" ensures that your heating and cooling system runs only when it needs to rather than all of the time. Using the "auto" setting can save up to \$300 to \$400 per year.



### REPLACE YOUR MOST FREQUENTLY USED LIGHTS

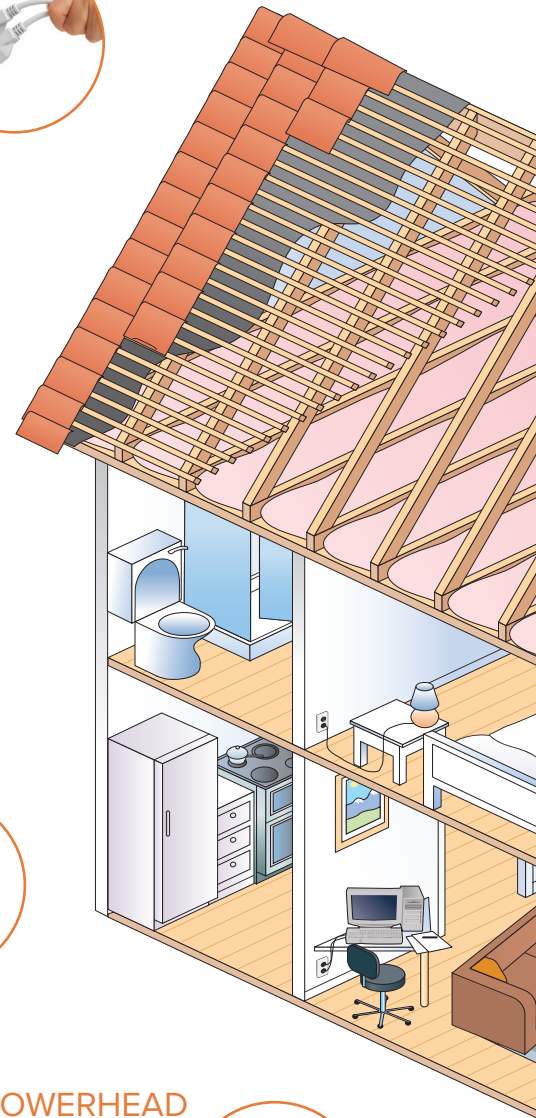
A 15-watt light-emitting diode (LED) produces the same amount of light as a 60-watt incandescent bulb while using 75 percent less energy and lasting longer. Get started by replacing your most frequently used lights with ENERGY STAR certified LED lightbulbs. These bulbs are energy efficient, produce quality light and will last for years. As an additional way to save, remember to turn off lights whenever possible.

*Energy-saving tip: Add motion sensors on outdoor security lights.*



### INSTALL A LOW-FLOW SHOWERHEAD

Showers make up about 17 percent of all indoor water use. Replacing a 2.5-gpm showerhead with a low-flow 1.5-gpm showerhead could save 40 percent in water consumption as well as energy used for heating water. Look for U.S. Environmental Protection Agency WaterSense labeled showerheads, which use less water while maintaining a quality spray that easily removes bathing products. Be careful not to twist off the pipe coming out of the wall when replacing the showerhead.



## OTHER ITEMS TO CONSIDER

- Change your air filters every season.
- Check your air registers occasionally to ensure they are not blocked by furniture or drapes.
- Run your heating and cooling system when all windows and doors are closed and latched.
- Wash only full loads of dishes and laundry.
- Set your dishwasher to air dry rather than heated dry.
- When washing laundry, only use hot water for bedding, soiled or stained clothes, and diapers. Use cold water for everything else.
- Clean the dryer lint screen after every use.
- Use automatic dry cycle on your dryer to avoid overdrying your clothes.
- Use an outdoor clothes line to dry your clothes in warm, dry weather.



## REPLACE OLD APPLIANCES

When preparing to replace aging appliances, consider ENERGY STAR certified products. ENERGY STAR certified refrigerators can save you more than \$200 over their lifetime, while ENERGY STAR certified clothes washers should save more than \$500 and use 30 percent less water.



## INSULATE YOUR ATTIC

Attic insulation can be a cost-effective option to help save energy and improve home comfort. To add insulation, ensure that the total insulation depth meets the local building code or has a recommended depth of 12" to 15". Consider air sealing before insulating your attic to help save money.



## CONSIDER AIR SEALING

Air sealing gaps, cracks and holes between your conditioned living space and an unconditioned attic will stop heated and cooled air from leaving your home, but adding insulation alone will not. A certified BPI or RESNET contractor will point out air sealing opportunities and also consider combustion safety and potential moisture concerns. Air sealing before insulating your attic will help you save money and improve comfort.



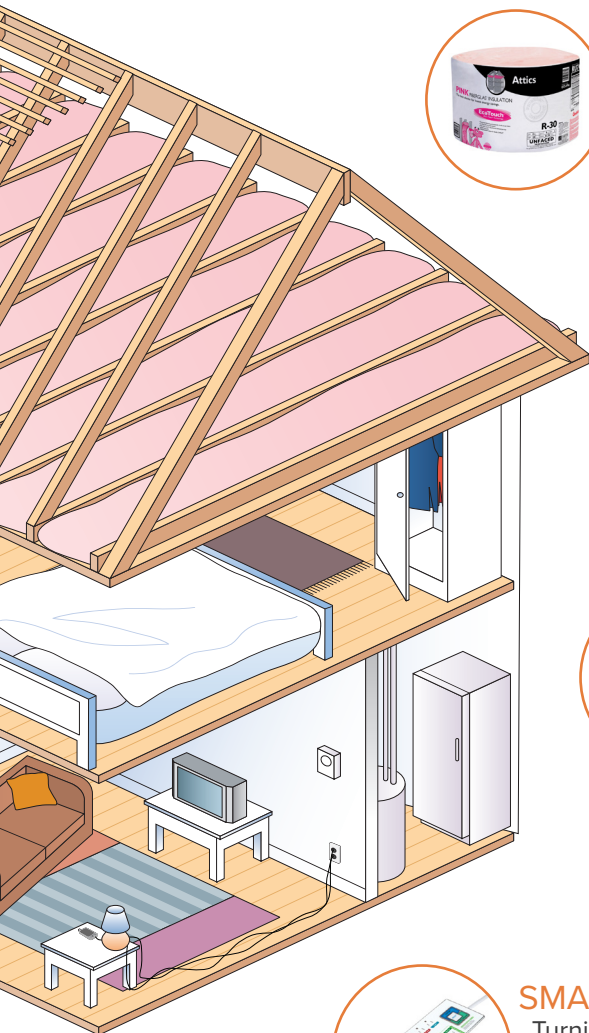
## CHECK FOR AND REPAIR LEAKY DUCTWORK

It is not unusual for 20 percent of all heating and cooling energy to be lost through leaky duct joints. That means for every \$5 spent on heating and cooling, \$1 is wasted due to air leakage. You can enjoy the benefits of a good duct system by sealing your ducts with mastic instead of duct tape. Mastic is a gooey paste that can be slathered on ductwork joints in your system. You can check the ductwork closest to your furnace or heat pump fan to see if mastic is used. If it is not, have an HVAC contractor familiar with ENERGY STAR compliant ductwork apply it properly. Repairing leaky ductwork can improve indoor air quality by reducing the risk of pollutants entering ducts and circulating in your home.



## SMART POWER STRIPS

Turning off your television, computer and video game consoles when not in use can save you up to \$80 per year. However, electronics may continue to draw power even when powered "off." Consider unplugging these or using smart power strips to completely turn off unused electronics while leaving memory-based home entertainment systems in sleep mode.



# ITEMS TO TAKE NOTE OF BEFORE YOU PURCHASE



## NEW WINDOWS

New windows often save a minimal amount of energy and are an expensive investment, with at least 30 years of payback time. However, new windows or storm windows may improve safety, security and the appearance of your home.



## WALL AND FLOOR INSULATION

Insulating walls and floors can make your home more comfortable, but the energy payback period may be long. Sealing holes before insulating is essential to optimizing the insulation's performance.






## MIRACLE HEATERS

If a heater's claims sound too good to be true, they may be. Gather product information and customer feedback before making purchases.

## RESOURCES

[www.energystar.gov](http://www.energystar.gov)  
[www.eere.energy.gov](http://www.eere.energy.gov)  
[www.eia.gov](http://www.eia.gov)  
[www.advancedenergy.org](http://www.advancedenergy.org)

 770-887-2363  
 [marketing@sawnee.com](mailto:marketing@sawnee.com)  
 [www.sawnee.com](http://www.sawnee.com)

 **SAWNEE**<sup>®</sup>  
An Electric Membership Corporation